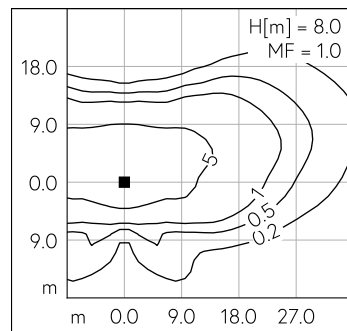
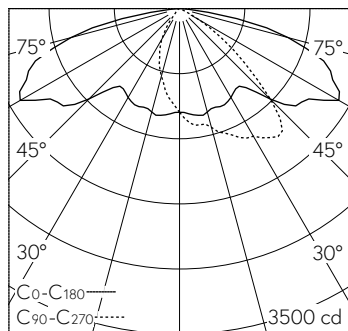
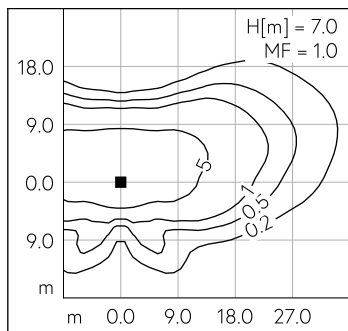
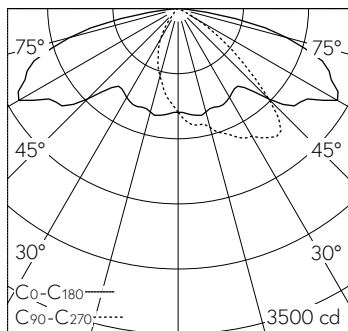


LED 4000 K 68 W 9568 lm-h H = 5 m / CIE Flux 35 69 94 100 100 / A30 selon DIN ...

LED 4000 K 68 W 9568 lm-h H = 6 m / CIE Flux 35 69 94 100 100 / A30 selon DIN 5...



LED 4000 K 68 W 9568 lm-h H = 7 m / CIE Flux 35 69 94 100 100 / A30 selon DIN 5...

LED 4000 K 68 W 9568 lm-h H = 8 m / CIE Flux 35 69 94 100 100 / A30 selon DIN ...