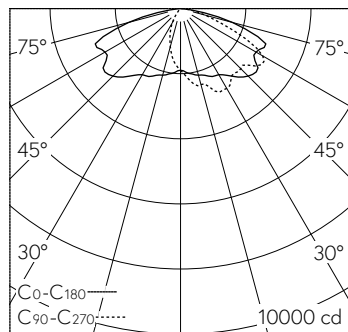
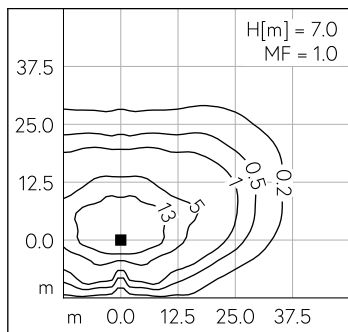
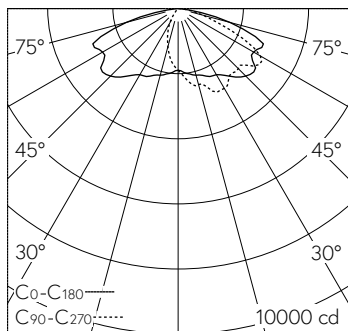
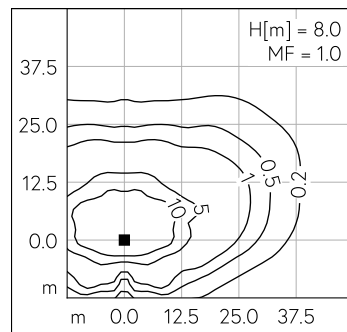


LED 4000 K 67 W 9885 lm-h H = 7 m / CIE Flux 33 67 93 100 100 / A20 selon DIN 5...



LED 4000 K 67 W 9885 lm-h H = 8 m / CIE Flux 33 67 93 100 100 / A20 selon DIN 5...



LED 4000 K 67 W 9885 lm-h H = 9 m / CIE Flux 33 67 93 100 100 / A20 selon DIN 5...

